



In My Art

INclusive Multicultural
societies through Art



Guidelines on how to apply Arte Migrante inspired method (Intellectual output 3)

The visual anthropology as a method and experience

What's visual anthropology?


The Visual anthropology is a method based on the use of audio and visual material for the description, analysis, communication and interpretation of human behaviours (visualanthropology.net).

Within “In my art” project, young people and youth workers have been invited to wear the shoes of the visual anthropologist and collect:

1. Video-tool shooting of the piloting activities
2. Video-tool interviews from participants

Explore the [GUIDELINES](#) to know more about it!

First, it is necessary to decide **WHAT** is the focus of our observation:



«What do I want to record?»




Important! This is not to limit our thoughts and feelings but to trace a clear direction towards the objective.
Remember to keep always in your pocket some flexibility !

What & How to document ??

A more practical part will be the CREATION OF THE VIDEO.

We will transform us in video reporters, visual anthropologists and film makers!!




Youth workers are asked to collect:

-Video shooting of activities (meetings with the coordinating group and public meetings online or offline)

-Video-interviews

Video shooting of activities

The **video shoots of activities** refers to recordings of some parts of the meetings, practices, methodologies experiences, either with the coordinating group of young people and also in the public open meetings.




Method:

Don't think at the final result of the video because this will stop you. Think yourself as an anthropologist that at the beginning of his/her research who doesn't know what material will be relevant for his/her book. He writes down everything that happens!!!



Video interviews

The aim of the Video-interviews is to give visibility to the **personal point of view** of participants on the on-going personal and lived experience. Facilitators will create the conditions for all participants to be visible, to speak up.



Method:

The video-interviews can start from one or few questions to stimulate the reflection on the experience

Example of questions for interviews

For Youth workers:

- Fears, expectations towards themselves as youth workers , towards their group of young people and towards their local community;
- How is the process of group building
- Fears and expectations
- How people deal with art-based practices



For Young people:

- Why you decided to take part to In my art experience?
- In your opinion why it is important to build a coordinating group?
- How is to attend Arte migrante inspired meetings?
- What is helping you in the organization of the events?
- For you, what is the biggest goal that you achieved?
- Which changes can you recognize about yourself and in the place where you live?
- This experience helped you to feel more included in the place where you live?

Video interviews

When to collect interviews:



1° deadline: 1° interview from youth workers

At least 1 interview from young people (or more according to your group)

2° deadline: At least 2 interviews from young people (or more according to your group)

3° deadline: At least 2 interviews from young people (or more according to your group)


2° interview from youth youth workers



(youth workers will adapt the questions according to the progress of the experience)

Now it's time to act as a visual youth worker-anthropologists!

We suggest you to make some trials for yourself **enjoying it** and then start to do your first interview in order to understand how you want to do it.



For further guidance, you can contact ARTE MIGRANTE:
bianca.raptus@gmail.com

